



Your data's best friend

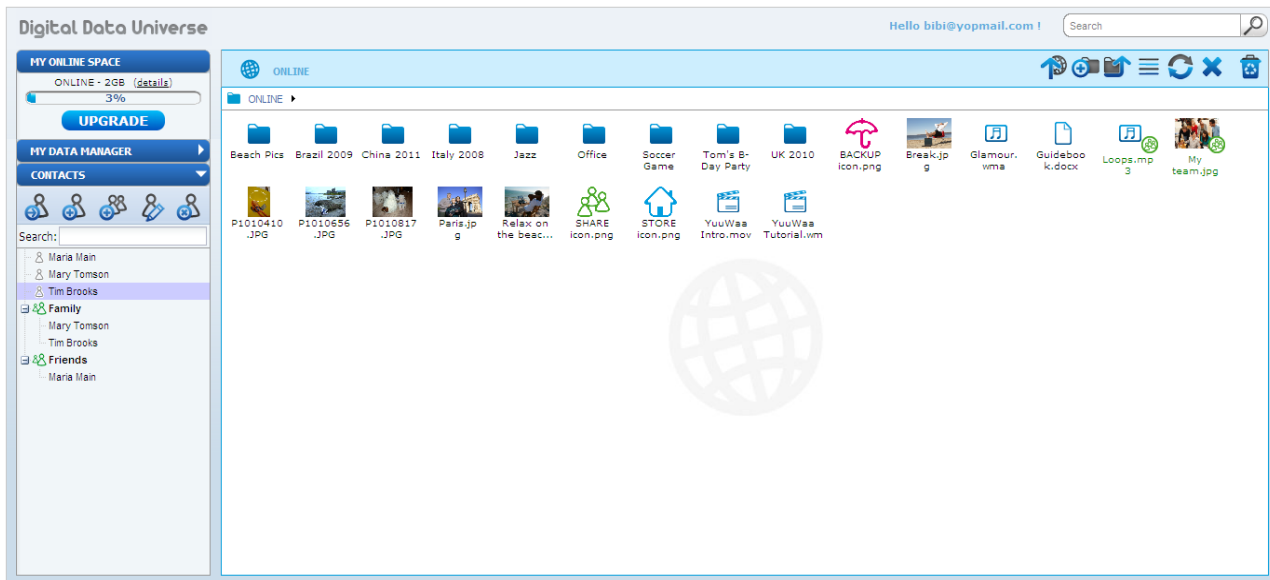
NEW ONLINE INTERFACE

We made this guide to help you easily find your way around your Digital Data Universe. Just log in to your account and discover the new look & feel of YuuWaa!

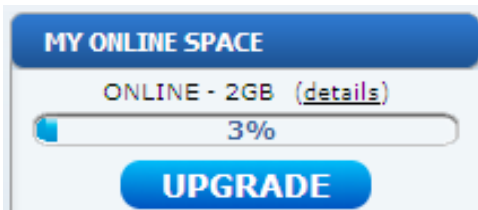
The YuuWaa Team

Snapshot

Take a look at the new interface as a whole.



My Online Space



In the top left section of your Digital Data Universe you can see the space you have used up from your online storage subscription.

By clicking on “details” you can see more information about your online storage space, including the files in your recycle bin and remaining free space.

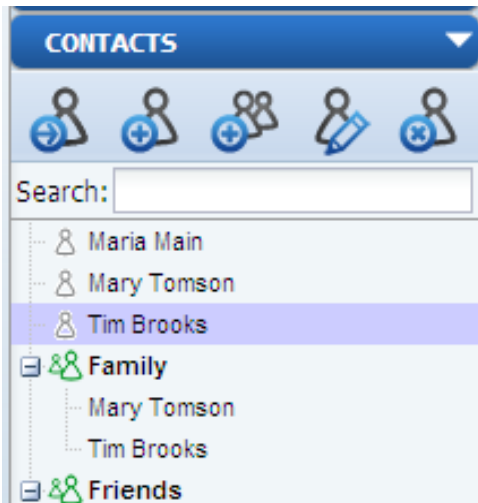
The “Upgrade” button allows you to access our online shop to purchase more storage whenever needed.

My Data Manager








Navigate all of the files that have been saved online just as you would on your own computer by using the file-tree in the “My Data Manager” below “My Online Space”. Right click on any folder for more options.

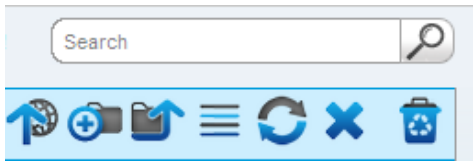
My Contacts



New action buttons and the search box make it easier to manage your contacts:

-  Import contacts from your email account.
-  Add a contact to your address book.
-  Add a group to your address book.
-  Edit a contact from your address book.
-  Delete a contact from your address book.

Managing your Online Data



Bigger file icons make it easier to distinguish your photos, music and documents. New action buttons help you to quickly organize your files:



Search for a file or folder on your online Universe.



Upload files online.



Create a new folder.



Navigate to a higher level in the file structure.



Display the file structure as a list or as icons.



Refresh your Digital Data Universe display.



Delete a selected file or folder.



View the files you deleted from your online storage or from your backup. You can also restore files when needed. All you need to do is double click the file you want to restore and follow the instructions by selecting “open” or “save”.



Loop.mp3

Once you share a file, the file name will be displayed in green and a small sharing symbol will be displayed next to the file. By right-clicking on the file you can un-share it at anytime.

For more information on how to store, backup or share files please refer to the [YuuWaa Backup User Guide](#) on our support page.



Your data's best friend

www.yuuwaa.com